



SPOTlight: School Year 2022-2023

Clara Barton School			
School Code	7200	Principal Name	Colleen Bowen
Sector	District	Address	4600 Rosehill St
Network	Network 7	Phone	215 400 3720
Report Type	Elementary School	Admission Category	Catchment
Receives HS Report	No	October 1 Enrollment	522
Grades in Report	K 2		
Website	barton.philasd.org		

School Performance Outcomes Table

CONDITIONS FOR SUCCESS				
Metric Name	2021-22 Results	2022-23 Results	2022-23 Progress	Metric Description
Student Attendance	57.5%	64.4%	+6.9 %-pts 	Percentage of students attending 90% or more of instructional days
Teacher Attendance	79.5%	81.6%	+2.1 %-pts 	Percentage of teachers attending 90% or more of work days
Student Dropouts (Grades 7-8)	Not Applicable			Number of students no longer enrolled, and who did not transfer or graduate

ACADEMIC GOALS						
Metric Name	2021-22 Results	2022-23 Results	2022-23 Progress	2021-22 Results	2022-23 Results	2022-23 Progress
Goals 1-3: Grades 3-8	PSSA/PASA Proficient or Advanced			PSSA/PASA Below Basic		
Grade 3 Reading	Not Applicable			Not Applicable		
Grade 3 - 8 Reading	Not Applicable			Not Applicable		
Grade 3 Math	Not Applicable			Not Applicable		
Grade 3 - 8 Math	Not Applicable			Not Applicable		
Grade 4 and 8 Science	Not Applicable			Not Applicable		

All SPOTlight indicator colors are based on unrounded changes in results. Percentage point changes are rounded to the nearest tenth for display.

SPOTlight Legend:	Improving 	Maintaining 	Not Improving 
-------------------	---	--	---

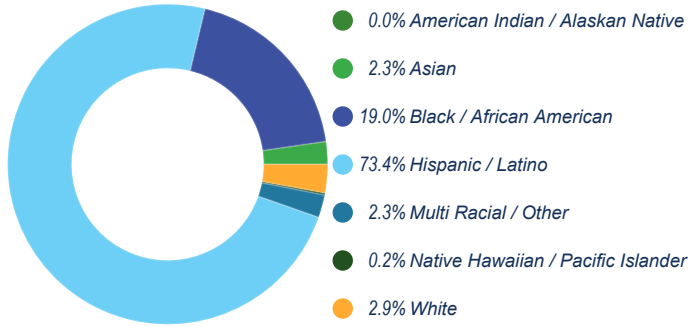


Clara Barton School

2022-2023 SCHOOL PROGRESS REPORT ON EDUCATION AND EQUITY

School Code | 7200 Sector | District Network | Network 7
Principal Name | Colleen Bowen Address | 4600 Rosehill St
Phone | 215-400-3720 Website | barton.philasd.org
Report Type | Elementary School Grades in Report | K-2
Admissions Category | Catchment Receives HS Report | No
Oct 1 Enrollment | 522

Student Enrollment and Demographics



579

of Students Served Over the Full Year

17.8%

% of Students with IEPs

37.0%

% of Students Identified as English Learners

82.0%

% of Students Identified as Economically Disadvantaged

Student Attendance

33.0%

% of Students Attending at Least 95% of Instructional Days

64.4%

% of Students Attending at Least 90% of Instructional Days

Score Level	Performance	Improvement	Level
Not Applicable for 2022-2023	Black / African American		
Performance Insufficient Data for Score	Insufficient Data for Score	Insufficient Data for Score	NA
	Hispanic / Latino		
Improvement Insufficient Data for Score	Insufficient Data for Score	Insufficient Data for Score	NA
	Multi Racial / Other		
Goal Performance (All Students)	Insufficient Data for Score	Insufficient Data for Score	NA
	White		
GOAL 1 PSSA ELA: % of Students Proficient or Advanced, Grades 3-8	Insufficient Data for Score	Insufficient Data for Score	NA
	Not Applicable		
GOAL 2 PSSA ELA: % of Students Proficient or Advanced, Grade 3	Insufficient Data for Score	Insufficient Data for Score	NA
	Not Applicable		
GOAL 3 PSSA Math: % of Students Proficient or Advanced, Grades 3-8	Insufficient Data for Score	Insufficient Data for Score	NA
	Not Applicable		
Improving	English Learners		
	Insufficient Data for Score	Insufficient Data for Score	NA
Maintaining	Students with IEPs		
	Insufficient Data for Score	Insufficient Data for Score	NA
Not Improving	Economically Disadvantaged		
	Insufficient Data for Score	Insufficient Data for Score	NA
Not Applicable	Economically Disadvantaged		
	Insufficient Data for Score	Insufficient Data for Score	NA

● Improving ● Maintaining
● Not Improving ● Not Applicable

Climate, Culture & Opportunity

Conditions for Success

School Code | 7200 School Name | Clara Barton School

% of Students Attending 90%+ of Days

All Students

579 Students

Score: 64.4%



IMPROVING

+6.9 From Prior Year



% of Students Attending

Greater Than 95% of Instructional Days

33.0%

90-95% of Instructional Days

31.4%

85-90% of Instructional Days

16.8%

80-85% of Instructional Days

7.8%

Less than 80% of Instructional Days

11.1%

Number of Dropouts

All Students

Grades 7-8

Not Applicable

% of Students Receiving Zero Out-of-School Suspensions

All Students

579 Students

Score: 100.0%



IMPROVING

+0.0 From Prior Year



* Schools that are performing at the most positive value for a metric automatically receive a label of "Improving", even if no change in performance occurred.

Climate, Culture & Opportunity

Conditions for Success

School Code | 7200 School Name | Clara Barton School

% of Teachers Attending 90%+ of Days

All Teachers

38 Teachers

Score: 81.6%



IMPROVING

+2.1 From Prior Year



Additional Teacher Metrics

45.5%

% of Teachers Rated as Distinguished

54.6%

% of Teachers Rated as Proficient

94.9%

Year-to-Year Teacher Retention

* Schools that are performing at the most positive value for a metric automatically receive a label of "Improving", even if no change in performance occurred.

Reading: Every Student Reads On or Above Grade Level

Goal 1 - PSSA Reading Proficiency, Grades 3-8

School Code | 7200 School Name | Clara Barton School

PSSA ELA: % of Students Proficient or Advanced, Grades 3-8	PSSA ELA: % of Students Below Basic, Grades 3-8
<p>All Students</p> <p style="text-align: center;">Not Applicable</p>	<p>All Students</p> <p style="text-align: center;">Not Applicable</p>
<p>Black / African American</p> <p style="text-align: center;">Not Applicable</p>	<p>Black / African American</p> <p style="text-align: center;">Not Applicable</p>
<p>Hispanic / Latino</p> <p style="text-align: center;">Not Applicable</p>	<p>Hispanic / Latino</p> <p style="text-align: center;">Not Applicable</p>
<p>Multi Racial / Other</p> <p style="text-align: center;">Not Applicable</p>	<p>Multi Racial / Other</p> <p style="text-align: center;">Not Applicable</p>
<p>White</p> <p style="text-align: center;">Not Applicable</p>	<p>White</p> <p style="text-align: center;">Not Applicable</p>
<p>American Indian / Alaskan Native</p> <p style="text-align: center;">Not Applicable</p>	<p>American Indian / Alaskan Native</p> <p style="text-align: center;">Not Applicable</p>
<p>Asian</p> <p style="text-align: center;">Not Applicable</p>	<p>Asian</p> <p style="text-align: center;">Not Applicable</p>
<p>Native Hawaiian / Pacific Islander</p> <p style="text-align: center;">Not Applicable</p>	<p>Native Hawaiian / Pacific Islander</p> <p style="text-align: center;">Not Applicable</p>
<p>English Learners</p> <p style="text-align: center;">Not Applicable</p>	<p>English Learners</p> <p style="text-align: center;">Not Applicable</p>
<p>Students with IEPs</p> <p style="text-align: center;">Not Applicable</p>	<p>Students with IEPs</p> <p style="text-align: center;">Not Applicable</p>
<p>Economically Disadvantaged</p> <p style="text-align: center;">Not Applicable</p>	<p>Economically Disadvantaged</p> <p style="text-align: center;">Not Applicable</p>

* Schools that are performing at the most positive value for a metric automatically receive a label of "Improving", even if no change in performance occurred.

Reading: Every Student Reads On or Above Grade Level

Goal 2 - PSSA Reading Proficiency, Grade 3

School Code | 7200 School Name | Clara Barton School

PSSA ELA: % of Students Proficient or Advanced, Grade 3	PSSA ELA: % of Students Below Basic, Grade 3
<p>All Students</p> <p style="text-align: center;">Not Applicable</p>	<p>All Students</p> <p style="text-align: center;">Not Applicable</p>
<p>Black / African American</p> <p style="text-align: center;">Not Applicable</p>	<p>Black / African American</p> <p style="text-align: center;">Not Applicable</p>
<p>Hispanic / Latino</p> <p style="text-align: center;">Not Applicable</p>	<p>Hispanic / Latino</p> <p style="text-align: center;">Not Applicable</p>
<p>Multi Racial / Other</p> <p style="text-align: center;">Not Applicable</p>	<p>Multi Racial / Other</p> <p style="text-align: center;">Not Applicable</p>
<p>White</p> <p style="text-align: center;">Not Applicable</p>	<p>White</p> <p style="text-align: center;">Not Applicable</p>
<p>American Indian / Alaskan Native</p> <p style="text-align: center;">Not Applicable</p>	<p>American Indian / Alaskan Native</p> <p style="text-align: center;">Not Applicable</p>
<p>Asian</p> <p style="text-align: center;">Not Applicable</p>	<p>Asian</p> <p style="text-align: center;">Not Applicable</p>
<p>Native Hawaiian / Pacific Islander</p> <p style="text-align: center;">Not Applicable</p>	<p>Native Hawaiian / Pacific Islander</p> <p style="text-align: center;">Not Applicable</p>
<p>English Learners</p> <p style="text-align: center;">Not Applicable</p>	<p>English Learners</p> <p style="text-align: center;">Not Applicable</p>
<p>Students with IEPs</p> <p style="text-align: center;">Not Applicable</p>	<p>Students with IEPs</p> <p style="text-align: center;">Not Applicable</p>
<p>Economically Disadvantaged</p> <p style="text-align: center;">Not Applicable</p>	<p>Economically Disadvantaged</p> <p style="text-align: center;">Not Applicable</p>

* Schools that are performing at the most positive value for a metric automatically receive a label of "Improving", even if no change in performance occurred.

Math & Science: Every Student Performs On or Above Grade Level

Goal 3 - PSSA Math Proficiency, Grades 3-8

School Code | 7200 School Name | Clara Barton School

PSSA Math: % of Students Proficient or Advanced, Grades 3-8	PSSA Math: % of Students Below Basic, Grades 3-8
<p>All Students</p> <p style="text-align: center;">Not Applicable</p>	<p>All Students</p> <p style="text-align: center;">Not Applicable</p>
<p>Black / African American</p> <p style="text-align: center;">Not Applicable</p>	<p>Black / African American</p> <p style="text-align: center;">Not Applicable</p>
<p>Hispanic / Latino</p> <p style="text-align: center;">Not Applicable</p>	<p>Hispanic / Latino</p> <p style="text-align: center;">Not Applicable</p>
<p>Multi Racial / Other</p> <p style="text-align: center;">Not Applicable</p>	<p>Multi Racial / Other</p> <p style="text-align: center;">Not Applicable</p>
<p>White</p> <p style="text-align: center;">Not Applicable</p>	<p>White</p> <p style="text-align: center;">Not Applicable</p>
<p>American Indian / Alaskan Native</p> <p style="text-align: center;">Not Applicable</p>	<p>American Indian / Alaskan Native</p> <p style="text-align: center;">Not Applicable</p>
<p>Asian</p> <p style="text-align: center;">Not Applicable</p>	<p>Asian</p> <p style="text-align: center;">Not Applicable</p>
<p>Native Hawaiian / Pacific Islander</p> <p style="text-align: center;">Not Applicable</p>	<p>Native Hawaiian / Pacific Islander</p> <p style="text-align: center;">Not Applicable</p>
<p>English Learners</p> <p style="text-align: center;">Not Applicable</p>	<p>English Learners</p> <p style="text-align: center;">Not Applicable</p>
<p>Students with IEPs</p> <p style="text-align: center;">Not Applicable</p>	<p>Students with IEPs</p> <p style="text-align: center;">Not Applicable</p>
<p>Economically Disadvantaged</p> <p style="text-align: center;">Not Applicable</p>	<p>Economically Disadvantaged</p> <p style="text-align: center;">Not Applicable</p>

* Schools that are performing at the most positive value for a metric automatically receive a label of "Improving", even if no change in performance occurred.

Math & Science: Every Student Performs On or Above Grade Level

PSSA Math Proficiency, Grade 3

School Code | 7200 School Name | Clara Barton School

PSSA Math: % of Students Proficient or Advanced, Grade 3	PSSA Math: % of Students Below Basic, Grade 3
<p>All Students</p> <p style="text-align: center;">Not Applicable</p>	<p>All Students</p> <p style="text-align: center;">Not Applicable</p>
<p>Black / African American</p> <p style="text-align: center;">Not Applicable</p>	<p>Black / African American</p> <p style="text-align: center;">Not Applicable</p>
<p>Hispanic / Latino</p> <p style="text-align: center;">Not Applicable</p>	<p>Hispanic / Latino</p> <p style="text-align: center;">Not Applicable</p>
<p>Multi Racial / Other</p> <p style="text-align: center;">Not Applicable</p>	<p>Multi Racial / Other</p> <p style="text-align: center;">Not Applicable</p>
<p>White</p> <p style="text-align: center;">Not Applicable</p>	<p>White</p> <p style="text-align: center;">Not Applicable</p>
<p>American Indian / Alaskan Native</p> <p style="text-align: center;">Not Applicable</p>	<p>American Indian / Alaskan Native</p> <p style="text-align: center;">Not Applicable</p>
<p>Asian</p> <p style="text-align: center;">Not Applicable</p>	<p>Asian</p> <p style="text-align: center;">Not Applicable</p>
<p>Native Hawaiian / Pacific Islander</p> <p style="text-align: center;">Not Applicable</p>	<p>Native Hawaiian / Pacific Islander</p> <p style="text-align: center;">Not Applicable</p>
<p>English Learners</p> <p style="text-align: center;">Not Applicable</p>	<p>English Learners</p> <p style="text-align: center;">Not Applicable</p>
<p>Students with IEPs</p> <p style="text-align: center;">Not Applicable</p>	<p>Students with IEPs</p> <p style="text-align: center;">Not Applicable</p>
<p>Economically Disadvantaged</p> <p style="text-align: center;">Not Applicable</p>	<p>Economically Disadvantaged</p> <p style="text-align: center;">Not Applicable</p>

* Schools that are performing at the most positive value for a metric automatically receive a label of "Improving", even if no change in performance occurred.

Math & Science: Every Student Performs On or Above Grade Level

PSSA Science Proficiency, Grades 4 and 8

School Code | 7200 School Name | Clara Barton School

PSSA Science: % of Students Proficient or Advanced, Grades 4 & 8	PSSA Science: % of Students Below Basic, Grades 4 & 8
<p>All Students</p> <p style="text-align: center;">Not Applicable</p>	<p>All Students</p> <p style="text-align: center;">Not Applicable</p>
<p>Black / African American</p> <p style="text-align: center;">Not Applicable</p>	<p>Black / African American</p> <p style="text-align: center;">Not Applicable</p>
<p>Hispanic / Latino</p> <p style="text-align: center;">Not Applicable</p>	<p>Hispanic / Latino</p> <p style="text-align: center;">Not Applicable</p>
<p>Multi Racial / Other</p> <p style="text-align: center;">Not Applicable</p>	<p>Multi Racial / Other</p> <p style="text-align: center;">Not Applicable</p>
<p>White</p> <p style="text-align: center;">Not Applicable</p>	<p>White</p> <p style="text-align: center;">Not Applicable</p>
<p>American Indian / Alaskan Native</p> <p style="text-align: center;">Not Applicable</p>	<p>American Indian / Alaskan Native</p> <p style="text-align: center;">Not Applicable</p>
<p>Asian</p> <p style="text-align: center;">Not Applicable</p>	<p>Asian</p> <p style="text-align: center;">Not Applicable</p>
<p>Native Hawaiian / Pacific Islander</p> <p style="text-align: center;">Not Applicable</p>	<p>Native Hawaiian / Pacific Islander</p> <p style="text-align: center;">Not Applicable</p>
<p>English Learners</p> <p style="text-align: center;">Not Applicable</p>	<p>English Learners</p> <p style="text-align: center;">Not Applicable</p>
<p>Students with IEPs</p> <p style="text-align: center;">Not Applicable</p>	<p>Students with IEPs</p> <p style="text-align: center;">Not Applicable</p>
<p>Economically Disadvantaged</p> <p style="text-align: center;">Not Applicable</p>	<p>Economically Disadvantaged</p> <p style="text-align: center;">Not Applicable</p>

* Schools that are performing at the most positive value for a metric automatically receive a label of "Improving", even if no change in performance occurred.